

# INSTRUCTIONS FOR COMPLETING THE E-ZPASS BUSINESS APPLICATION

## PART 1. COMPANY INFORMATION – Pages 2

Clearly print information on the Business Account Application. If you are opening a TRANSPONDER COSTS Business Account under a company name, the name of the account must be the full legal company name. Please include a contact name at the company who is able to make decisions on the account or if you are an individual opening a Business Account because you need more than ten transponders, please fill in your name under "Billing Contact."

## PART 2. VEHICLE INFORMATION & TRANSPONDER CHOICE

Please provide the following requested information for each vehicle you want on your Box 5 Business Account on the Vehicle Information Forms.

For Two-Axle Vehicles (Page 4)

Clearly print the vehicle license plate number, license plate state, vehicle reference number, make/model, color, and vehicle year. Circle the transponder type you are requesting. Check the box under the plan you want for each transponder circled.

You will automatically receive E-ZPass Business Account Benefits with the selection of your transponder. Refer to DriveEzMD E-ZPass Maryland Business Account Plans for plan explanations. All two-axle discount plans are transponder specific.

Box A - Total Number of Interior Transponders

Add the number of transponders that have Interior circled. Enter the total in Box A.

Box B - Total Number of License Plate Transponders

Add the number of transponders that have License Plate circled. Enter the total in Box B.

Box C - Total Number of Interior Flex Transponders

(Can be used on I-495 Express Toll lanes)

Add the number of transponders that have Flex circled. Enter the total in Box C.

Box D - Total Number of Hatem Bridge Choice B Plans

Add the number of Hatem Choice B plans checked. Enter the total in Box D.

For Three or More Axle Vehicles (Page 5)

Clearly print the vehicle license plate number, license plate state, make/model/vehicle reference number, color, vehicle year, and the number of axles. Circle the transponder type you are requesting.

At the Thomas J. Hatem Memorial Bridge (US 40), DriveEzMD E-ZPass Maryland customers will receive a 30% discount on three- and four-axle vehicles. E-ZPass Maryland Business Account holders will be enrolled in the Post-Usage Discount Plan and the Supplemental Rebate Plan for five or more axle vehicles. Refer to DriveEzMD E-ZPass Maryland Business Account Plans for plan explanations.

Box E - Total Number of Axles

Add the Number of Axles column for all of the vehicles listed. Enter the total in Box E.

Box F - Total Number of Interior Transponders

Add the number of transponders that have Interior circled. Enter the total in Box F.

Box G - Total Number of Roof mount Transponders

Add the number of transponders that have Roof mount circled. Enter the total in Box G.

Box H - Total Number of License Plate Transponders

Add the number of transponders that have License Plate circled. Enter the total in Box H.

Note: Do not order interior transponders for vehicles that have flat, perfectly vertical windshields or for vehicles which have any metal hanging over the windshield (i.e., visor, storage rack, boom or crane). If your vehicle fits this description, you must order a roof mount or license plate transponder.

## PART 3. PRE-PAYMENT CALCULATION – Page 2

To open a Business Account, you must make an initial payment that includes:

- The purchase of transponders, if applicable;
- An advance toll payment, which is calculated based on each transponder per two-axle vehicles and based per axle for three or more axle vehicles.

An annual plan fee for Hatem Choice B Discount Plan(s), if selected.

## TRANSPONDER COSTS

**Box 1** Number of Interior Transponders. Add Box A on page 4 and Box F on page 5. Enter that total in Box 1 (Boxes A + F = Box 1).

**Box 2** Interior Mount Transponders are FREE.

**Box 3** Number of Roof mount Transponders. Enter in Box 3 the total found in Box G on page 5.

**Box 4** Multiply the number in Box 3 by \$13.50. Enter that amount in Box 4.

**Box 5** Number of License Plate Transponders. Add Box B on page 4 and Box H on page 5. Enter that total in Box 5 (Boxes B + H = Box 5).

**Box 6** Multiply the number in Box 5 by \$13.50. Enter that amount in Box 6.

**Box 7** Number of Interior Flex Transponders. Enter in Box 7 the total found in Box C on page 4.

**Box 8** Multiply the number in Box 7 by \$16.50. Enter that amount in Box 8.

**Box 9** Transponder Cost. Add Boxes 4, 6, and 8. Enter that total amount in Box 9.

## ADVANCE TOLL PAYMENT

**Box 10** Add Boxes A, B, and C on page 4. Enter that total in Box 10.

**10 Box** Multiply Box 10 by \$25. Enter that amount in Box 11.

**11 Box** Enter in Box 12 the total found in Box E on page 5.

**12 Box** Multiply Box 12 by \$25. Enter that amount in Box 13.

**13 Box** Advance Toll Payment Amount. Add the totals from Boxes 11 & 13. Enter that amount in Box 14.

**Box 15** Transponder Cost. Enter in Box 15 the amount from Box 9.

**Box 16** Advance Toll Payment Amount. Enter in Box 16 the amount from Box 14.

**Box 17** Hatem Choice B Plan(s) Payment Amount. Enter the number from Box D on page 4.

**Box 18** Multiply Box 17 by \$20. Enter that amount in Box 18.

**Box 19** Total Initial Pre-Payment. Add the totals from Boxes 15, 16, and 18. Enter that amount in Box 19.

## PART 4. PAYMENT METHOD – Page 3

As an E-ZPass Maryland customer, you are signing up for a prepaid account. You are responsible for keeping your account funded prior to using toll facilities. If your account is not in good financial standing, you may incur video tolls. Video tolls are billed to the registered owner of the vehicle via a Notice of Toll(s) Due (Invoice) at a higher toll rate.

There are many options for keeping your DriveEzMD E-ZPass Maryland Business Account up-to-date. Keeping a valid credit card or ACH on file is the easiest and most efficient payment option. However, other options are available to you in Part 4.

## PART 5. CUSTOMER AGREEMENT – Page 3

This section must be signed by a duly authorized representative of the company



DriveEzMD Customer Service  
Center P.O. Box 5060  
Middle River, MD 21220-5060

**DriveEzMD.com**

1-888-321-6824

711: MD Relay

Fax: 410-633-6618



Maryland Customer Service Center  
P.O. Box 5060  
Middle River, MD 21220-5060

# BUSINESS ACCOUNT APPLICATION

- For individuals requiring 10 or more transponders.
- For company-owned or leased passenger and commercial vehicles (i.e. cars, trucks, tractor trailers, tandem trailers, etc.)
- For INSTRUCTIONS on completing this application, please see the attached page.
- If you would like to enroll in the Thomas J. Hatem Memorial Bridge Choice A Account, please complete the Hatem Bridge Application. No other discount plan(s) may be applied to transponders enrolled with the Hatem Bridge Choice A Account.

## PART 1. COMPANY INFORMATION

Business Name (Full Legal Name) (Leave Blank if this account is for an individual requesting 10 or more E-ZPass Transponders)				<input type="checkbox"/> I agree to allow MDTA, DriveEzMD, E-ZPass Maryland to contact me via text message. Data rates may apply.	
"Doing Business As" Name (If Applicable) (Leave Blank if this account is for an individual requesting 10 or more E-ZPass Transponders)			Email Address		
Business MVA Number	Driver's License #, State ID #, or FEIN (Federal Employer Identification Number)		Primary Number ( )	Mobile Number ( )	
Billing Contact	First Name	Last Name	Fax Number ( )		
Billing Address			City	State	Zip Code
Additional Contact (Required)	First Name	Last Name	Phone Number ( )	Fax Number ( )	
Shipping Contact (If different from above)	First Name	Last Name	Phone Number ( )	Fax Number ( )	
Shipping Address			City	State	Zip Code

PIN: Upon providing a valid email address, you will receive a personal identification number (PIN) via email. This PIN can be used for the interactive voice response (IVR) system when calling the Customer Information number at 1-888-321-6824.

I would like to receive my statement (choose one):

- Email (monthly) must provide email address above  
  U.S. Mail (bi-monthly)  
  Do Not Send Statement (I agree to monitor my account activity online at DriveEzMD.com.)

## PART 2. VEHICLE INFORMATION

Complete the attached vehicle information forms (Pages 3 and 4) before completing Part 3. List all vehicles even though you may not be ordering transponders for them at this time. Refer to page 1 for instructions on completing Pages 3 and 4.

## PART 3. PRE-PAYMENT CALCULATION

Transponder Cost For New Transponders	Advance Toll Payment	Total Initial Pre-Payment
Number of Interior Mount Transponders: <input type="text"/> X <input type="text" value="\$0.00"/> = <input type="text" value="\$0.00"/> <small>(Page 4 - Box A and/or Page 5 Box F)</small>	<b>For Two-Axle Vehicles:</b> <small>(Refer to worksheet on Page 4)</small> <input type="text"/> X <input type="text" value="\$25.00"/> = <input type="text" value="BOX 11"/> <small>(Box 10 = Total of Boxes A, B, and C on Page 4)</small>	<b>Transponder Cost:</b> <small>(Box 15 = Total from Box 9)</small> <input type="text" value="BOX 15"/>
Number of Exterior Roof mount Transponders: <input type="text"/> X <input type="text" value="\$13.50"/> = <input type="text" value="BOX 4"/>	<b>For Three Or More Axle Vehicles:</b> <small>(Refer to worksheet on Page 5)</small> <input type="text"/> X <input type="text" value="\$25.00"/> = <input type="text" value="BOX 13"/> <small>(Box 12 = Total number of axles from Box E on Page 5)</small>	<b>Advance Toll Payment Amount:</b> <small>(Box 16 = Total from Box 14)</small> <input type="text" value="BOX 16"/>
Number of License Plate Transponders: <input type="text"/> X <input type="text" value="\$13.50"/> = <input type="text" value="BOX 6"/>	<b>Advance Toll Payment Amount:</b> <small>(Box 14 = Box 11 + Box 13)</small> <input type="text" value="BOX 14"/>	<b>Hatem Bridge Choice B Plan(s) Payment Amount:</b> <small>(Refer to worksheet on Page 4, Box D)</small> <input type="text"/> X <input type="text" value="\$20.00"/> = <input type="text" value="BOX 18"/>
Number of Flex Transponders: <input type="text"/> X <input type="text" value="\$13.50"/> = <input type="text" value="BOX 8"/>		<b>Total Initial Pre-Payment:</b> <small>(Box 19 = Box 15 + Box 16 + Box 18)</small> <input type="text" value="BOX 18"/>
<b>Transponder Cost:</b> <small>(Box 9 = Box 4 + Box 6 + Box 8)</small> <input type="text" value="BOX 9"/>		

**PART 4. PAYMENT METHOD**

(Check one option) Accounts without a Maryland address will be charged a \$1.50 monthly account maintenance fee. The maintenance fee will be waived if the **E ZPass** Account uses Maryland toll facilities at least three times in the previous statement period. Please make cash payments in person at one of the listed DriveEzMD's **E ZPass** Maryland Customer Service Centers. PLEASE DO NOT MAIL CASH.

**Option 1 - Enroll Credit Card in Automatic Replenishment.**

Credit Card Type (Check One):  Visa  MasterCard  American Express  Discover

Credit Card Number: \_\_\_\_\_ / \_\_\_\_\_ / \_\_\_\_\_ Expiration Date: (Month / Year) \_\_\_\_\_ CVV \_\_\_\_\_

Option 2 - ACH  **Enroll Bank Account in Automatic Replenishment.** Bank Name: \_\_\_\_\_

(Check One)  Checking  Savings Bank Routing Number: \_\_\_\_\_ Bank Account Number: \_\_\_\_\_

Billing Name and Full Address (If different from listed above): \_\_\_\_\_  
\_\_\_\_\_

I authorize DriveEzMD E-ZPass Maryland to charge my credit card or bank account immediately for the total amount shown in the Grand Total box above.

I understand and agree that such charges will continue until my DriveEzMD E-ZPass Maryland account is terminated or until I revoke this authorization in writing. Should I require a replacement transponder, or incur an administrative fee, I authorize DriveEzMD E-ZPass Maryland to charge my credit card or bank account the appropriate amount incurred under the terms of my agreement.

**Option 3 - Check**

Please make checks payable to E-ZPass Maryland and mail with this application to: DriveEzMD E-ZPass Maryland Customer Information Center, P.O. Box 5060, Middle River, Maryland 21220-5060. Replenishment payments are required whenever your account balance is approximately 50 percent of your replenishment amount. Your replenishment amount will be set to approximately one-month's level of actual toll usage.

\_\_\_\_\_  
Cardholder Signature Required

\_\_\_\_\_  
Date

**PART 1. COMPANY INFORMATION**

I am the (title) \_\_\_\_\_ and the duly authorized representative of \_\_\_\_\_ and the I possess the legal authority to enter into this Agreement on behalf of myself and the business for which I am acting. By completing this application, making any **required** payment and signing below, I agree to comply with the DriveEzMD E-ZPass Maryland Terms and Conditions established for the use of E-ZPass. I understand that E-ZPass will allow me to pay tolls electronically on E-ZPass equipped facilities and that, for each passage, the toll will be deducted from my E-ZPass account. I have read, understood, and agree to abide by the DriveEzMD E-ZPass Maryland Terms and Conditions set forth in this Application and Customer Agreement. I agree to monitor my account balance online at DriveEzMD.com or by calling DriveEzMD's E-ZPass Maryland Customer Information Center at 1-888-321-6824.

\_\_\_\_\_  
Authorized Signature Required

\_\_\_\_\_  
Printed Name of Person Authorized to Sign

\_\_\_\_\_  
Title

\_\_\_\_\_  
Date

**PART 6. CUSTOMER SIGNATURE FOR APPLICATION AND TERMS & CONDITIONS**

I have read and understand the terms and conditions of this agreement and affirm the information on this application is true and correct.

\_\_\_\_\_  
Authorized Signature Required

\_\_\_\_\_  
Date

**Note: When mailing, please make sure to send both pages of the completed application to the DriveEzMD's E-ZPass Maryland Customer Information Service Center.**

**PART 3. PRE-PAYMENT CALCULATION**

List all two-axle vehicles that may be used under this DriveEzMD E-ZPass Maryland Business Account even if you are not requesting a transponder\* for the vehicle at this time. Attach copies of this sheet if more space is needed. If your license plate information changes, please update your account on DriveEzMD.com or contact the E-ZPass Maryland Customer Information Center at 1-888-321-6824 immediately to avoid unpaid toll transactions. For vehicles with 3 or more axles, please complete the next page.

Vehicle #	Vehicle Information (Please Print Clearly)						You Must Circle <b>ONLY ONE</b> Type of Transponder For Each Vehicle			Discount Plans				
	Vehicle License Plate Number	Vehicle License Plate State	Vehicle Make/Model	Vehicle Reference Number	Vehicle Color	Vehicle Year	Interior Transponder	License Plate Transponder	Interior Flex Transponder	Baltimore Region	Bay Bridge	Bay Bridge Shoppers	Nice Bridge	Hatem Bridge Choice B (\$20 Annual Fee)
1							Interior	License Plate	Flex	<input type="checkbox"/>	<input type="checkbox"/>	<input type="checkbox"/>	<input type="checkbox"/>	<input type="checkbox"/>
2							Interior	License Plate	Flex	<input type="checkbox"/>	<input type="checkbox"/>	<input type="checkbox"/>	<input type="checkbox"/>	<input type="checkbox"/>
3							Interior	License Plate	Flex	<input type="checkbox"/>	<input type="checkbox"/>	<input type="checkbox"/>	<input type="checkbox"/>	<input type="checkbox"/>
4							Interior	License Plate	Flex	<input type="checkbox"/>	<input type="checkbox"/>	<input type="checkbox"/>	<input type="checkbox"/>	<input type="checkbox"/>
5							Interior	License Plate	Flex	<input type="checkbox"/>	<input type="checkbox"/>	<input type="checkbox"/>	<input type="checkbox"/>	<input type="checkbox"/>
6							Interior	License Plate	Flex	<input type="checkbox"/>	<input type="checkbox"/>	<input type="checkbox"/>	<input type="checkbox"/>	<input type="checkbox"/>
7							Interior	License Plate	Flex	<input type="checkbox"/>	<input type="checkbox"/>	<input type="checkbox"/>	<input type="checkbox"/>	<input type="checkbox"/>
8							Interior	License Plate	Flex	<input type="checkbox"/>	<input type="checkbox"/>	<input type="checkbox"/>	<input type="checkbox"/>	<input type="checkbox"/>
9							Interior	License Plate	Flex	<input type="checkbox"/>	<input type="checkbox"/>	<input type="checkbox"/>	<input type="checkbox"/>	<input type="checkbox"/>
10							Interior	License Plate	Flex	<input type="checkbox"/>	<input type="checkbox"/>	<input type="checkbox"/>	<input type="checkbox"/>	<input type="checkbox"/>
11							Interior	License Plate	Flex	<input type="checkbox"/>	<input type="checkbox"/>	<input type="checkbox"/>	<input type="checkbox"/>	<input type="checkbox"/>
12							Interior	License Plate	Flex	<input type="checkbox"/>	<input type="checkbox"/>	<input type="checkbox"/>	<input type="checkbox"/>	<input type="checkbox"/>
13							Interior	License Plate	Flex	<input type="checkbox"/>	<input type="checkbox"/>	<input type="checkbox"/>	<input type="checkbox"/>	<input type="checkbox"/>
14							Interior	License Plate	Flex	<input type="checkbox"/>	<input type="checkbox"/>	<input type="checkbox"/>	<input type="checkbox"/>	<input type="checkbox"/>
15							Interior	License Plate	Flex	<input type="checkbox"/>	<input type="checkbox"/>	<input type="checkbox"/>	<input type="checkbox"/>	<input type="checkbox"/>
16							Interior	License Plate	Flex	<input type="checkbox"/>	<input type="checkbox"/>	<input type="checkbox"/>	<input type="checkbox"/>	<input type="checkbox"/>
17							Interior	License Plate	Flex	<input type="checkbox"/>	<input type="checkbox"/>	<input type="checkbox"/>	<input type="checkbox"/>	<input type="checkbox"/>
18							Interior	License Plate	Flex	<input type="checkbox"/>	<input type="checkbox"/>	<input type="checkbox"/>	<input type="checkbox"/>	<input type="checkbox"/>
19							Interior	License Plate	Flex	<input type="checkbox"/>	<input type="checkbox"/>	<input type="checkbox"/>	<input type="checkbox"/>	<input type="checkbox"/>
20							Interior	License Plate	Flex	<input type="checkbox"/>	<input type="checkbox"/>	<input type="checkbox"/>	<input type="checkbox"/>	<input type="checkbox"/>
							Total # of Transponders Circled	Total # of Transponders Circled	Total # of Transponders Circled					Total # of Hatem Plans Checked
Total:							A	B	C	Total:				D

\*If you need to add Pre-Owned E-ZPass Maryland Transponders to your Business Account, please visit an E-ZPass Maryland Customer Service Center to have each transponder tested and programmed for the appropriate number of axles for the vehicle to which it will be assigned.

**VEHICLES WITH THREE OR MORE AXLES ONLY**

List all commercial vehicles that may be used under this E-ZPass Maryland Business Account even if you are not requesting a transponder for the vehicle at this time. Attach copies of this sheet if more space is needed. If your license plate information changes, please update your account on DriveEzMD.com or contact the E-ZPass Maryland Customer Information Center at 1-888-321-6824 immediately to avoid unpaid toll transactions.

Vehicle #	Vehicle Information (Please Print Clearly)						You Must Circle <b>ONLY ONE</b> Type of Transponder For Each Vehicle			
	Vehicle License Plate Number	Vehicle License Plate State	Vehicle Make/Model/Vehicle Reference Number	Vehicle Color	Vehicle Year	Number of Axles	Interior Tran- sponder	Roof mount Transponder	License Plate Tran- sponder	
1							Interior	Roof mount	License Plate	
2							Interior	Roof mount	License Plate	
3							Interior	Roof mount	License Plate	
4							Interior	Roof mount	License Plate	
5							Interior	Roof mount	License Plate	
6							Interior	Roof mount	License Plate	
7							Interior	Roof mount	License Plate	
8							Interior	Roof mount	License Plate	
9							Interior	Roof mount	License Plate	
10							Interior	Roof mount	License Plate	
11							Interior	Roof mount	License Plate	
12							Interior	Roof mount	License Plate	
13							Interior	Roof mount	License Plate	
14							Interior	Roof mount	License Plate	
15							Interior	Roof mount	License Plate	
16							Interior	Roof mount	License Plate	
17							Interior	Roof mount	License Plate	
18							Interior	Roof mount	License Plate	
19							Interior	Roof mount	License Plate	
20							Interior	Roof mount	License Plate	
						Total # of Axles	Total # of Transponders Circled	Total # of Transponders Circled	Total # of Transponders Circled	
						Total:	E	F	G	H

\*If you need to add Pre-Owned E-ZPass Maryland Transponders to your Business Account, please visit an E-ZPass Maryland Customer Service Center to have each transponder tested and programmed for the appropriate number of axles for the vehicle to which it will be assigned.

**TWO-AXLE VEHICLES****Business Account Benefits**

DriveEzMD E-ZPass Maryland account holders receive a 25% discount off the two axle toll rates at most Maryland facilities. At the William Preston Lane, Jr., Memorial (Bay) Bridge (US 50/301), E-ZPass Maryland customers will receive a 37.5% discount. At the Thomas J. Hatem Memorial Bridge (US 40), E-ZPass Maryland customers will receive a 30% discount on three- and four-axle vehicles. No minimum use is required. **These discounts are not available with the Thomas J. Hatem Memorial Bridge Choice A or Choice B discount plans.**

Off-peak and overnight pricing also are offered on the ICC and I-95 ETL. There are no discount plans offered for these two facilities.

**Paying tolls with E-ZPass at the all electronic Maryland toll facilities, saves money versus paying higher Video Toll Rates, which are 1.5 times the E-ZPass toll rates with a minimum of \$1/maximum of \$15 above the E-ZPass rates.**

**Discount Plan Options for Two-Axle Vehicles and How They Work**

E-ZPass Maryland account holders are also eligible to enroll in E-ZPass Maryland discount plans for two-axle vehicles, which allow frequent commuters discount rates at selected facilities. ALL discount plans are transponder specific. Plans **CANNOT** be shared between transponders. If more than one discount plan is selected for a transponder, the lowest applicable toll rate for a facility will be posted to your account.

Plan cycles begin when first used and end after 45\* days or when all trips are used, whichever comes first. The account is charged the discounted toll rate when each trip is recorded using the transponder. All unused trips are charged to your account at the end of the plan cycle. Unused trips in a Discount Plan **ARE NOT** refundable.

**\*William Preston Lane, Jr. Memorial (Bay) Bridge Shoppers Discount Plan is valid for 90 days. Plan cycles do not apply to the Thomas J. Hatem Memorial Bridge Discount Plans.**

**Discount Plan Options (two-axle vehicles)**

**Baltimore Region Discount Plan:** (Fort McHenry Tunnel, Baltimore Harbor Tunnel, Francis Scott Key Bridge, John F. Kennedy Memorial Highway and Thomas J. Hatem Memorial Bridge)

Pay \$1.40 per trip for 50 trips that are valid for 45 days. The total cost for used and unused trips is \$70.00.

Two trips will be deducted for each passage on the JFK Highway and Hatem Memorial Bridge as tolls are only collected in the northbound direction at these facilities

**William Preston Lane, Jr. Memorial (Bay) Bridge Discount Plan:** Pay \$1.40 per trip for 25 trips that are valid for 45 days. The total cost for used and unused trips is \$35.00.

**William Preston Lane, Jr. Memorial (Bay) Bridge Shoppers Discount Plan:** Pay \$2.00 per trip for 10 trips which can be used Sunday through Thursday and are valid for 90 days. The total cost for used and unused trips is \$20.00.

**Governor Harry W. Nice Memorial/Senator Thomas "Mac" Middleton Bridge Discount Plan:** Pay \$2.10 per trip for 25 trips that are valid for 45 days. The total cost for used and unused trips is \$52.50.

**Thomas J. Hatem Memorial Bridge Discount Plans:**

**Hatem A Account:** If you are interested in travelling on the Hatem Memorial Bridge only, please complete a Hatem A Account Application.

**Hatem B Plan:** Private and Business Accounts are eligible for this plan. This discount plan is attached to a specific transponder and includes unlimited trips during a one-year period for two-axle vehicles at the Hatem Bridge. The transponder must be properly mounted in the vehicle to benefit from this plan. This plan is subject to an annual fee of \$20. A transponder with this plan is valid anywhere E-ZPass is accepted. You will receive the DriveEzMD E-ZPass Maryland discounts at participating Maryland facilities (See Business Account Benefits). You may also select additional discount plan options.

If you have a valid payment method associated with your account, E-ZPass for assistance. Maryland will automatically renew your Hatem Plan(s) approximately 30 days prior to the plan's expiration date.

If you do not have a payment method on file, these plans must be renewed annually. You have received a Notice of Toll(s) Due online at DriveEzMD.com, by visiting an E-ZPass Maryland Customer Service Center or by calling 1-888-321-6824. A renewal notice for a Hatem Bridge discount plan will be sent 45 days prior and a reminder notice sent 15 days prior to the annual renewal date

**FIVE OR MORE AXLE VEHICLES****Discount Plans**

E-ZPass Maryland business account holders will be enrolled in the Post-Usage Discount Plan for vehicles with five (5) or more axles; and the Supplemental Rebate Plan for vehicles with five (5) or more axles. Discounts for both plans are credited to accounts thirty (30) days after completion of a cycle.

**Post-Usage Plan**

The Post-Usage Discount Plan is account specific and is based on all transponders used on the account at eligible facilities, for five (5) or more axle vehicles. The cycle begins on the date of the first toll transaction and runs for thirty (30) days thereafter (e.g. you open an account on 11/3/20 your five-axle vehicle uses an eligible facility on 11/6/20 it will run 12/6/20, 1/5/21, etc.). Calculation of the post-usage discount is based on the following and does not include any applicable fees that may have been deducted from your account during the calculation period.

\$150.00 to \$1,999.99 of toll usage – 10 percent discount  
\$2,000.00 to \$7,500.00 of toll usage – 15 percent discount  
Over \$7,500.00 of toll usage – 20 percent discount

**Supplemental Rebate Plan**

The Supplemental Rebate Plan is transponder specific and is based on the number of trips used by a single transponder at eligible facilities, for five (5) or more axle vehicles. The cycle begins when you open your account and ends on the corresponding day each subsequent month (i.e. you open an account on 11/3/20 it will end on 12/3/20, 1/3/21, etc.). Tolls are only collected in one direction at the John F. Kennedy Memorial Highway, Thomas J. Hatem Memorial Bridge, Governor Harry W. Nice Memorial/Senator Thomas "Mac" Middleton Bridge and the William Preston Lane, Jr. Memorial (Bay) Bridge. One trip on these facilities will be counted as two trips.

60-79 trips per transponder – 10 percent discount  
80-99 trips per transponder – 15 percent discount  
100 or more trips per transponder – 20 percent discount

**Eligible Facilities**

The following Maryland toll facilities are eligible for the Post-Usage Discount Plan and the Supplemental Rebate Plan: Baltimore Harbor Tunnel, Fort McHenry Tunnel, Francis Scott Key Bridge, Governor Harry W. Nice Memorial/Senator Thomas "Mac" Middleton Bridge, John F. Kennedy Memorial Highway, Thomas J. Hatem Memorial Bridge, and William Preston Lane, Jr. Memorial (Bay) Bridge.

**\*\* IMPORTANT INFORMATION \*\***

Account updates and inquiries may be made at DriveEzMD.com, by phone at 1-888-321-6824, or by visiting an E-ZPass Maryland Customer Service Center to:

- Review account information regularly.
- Update vehicle and payment information to prevent unpaid tolls and fees.
- Update your address, email and cell phone to ensure that mailings and other communications reach you.
- Report a lost or stolen transponder.
- For E-ZPass Maryland Customer Service Center hours and locations, visit the website or call the Customer Information Center number listed above.

As an E-ZPass Maryland customer, you are signing up for a pre-paid account. You are responsible for keeping your account funded prior to using toll facilities. If your account is not in good financial standing, you may incur video tolls. Video tolls are billed to the registered owner of the vehicle via a Notice of Toll Due (Invoice) at a higher toll rate.

Sign up for text message alerts to receive account information such as low balance, negative balance, and account information changes/updates.

Please mount your transponder in accordance with the instructions provided by E-ZPass Maryland. If your transponder is not properly mounted, you may incur a higher toll rate posted to your account; you will be responsible for paying the higher toll rate.

If your transponder is properly mounted, and your account is in good standing, but one or more of the following circumstances occur, call the Customer Information Center at 1-888-321-6824 or visit an E-ZPass Maryland Customer Service Center for assistance.

- Toll rates posted to your account higher than the plan(s) you are enrolled in are being deducted from your account
- You have received a Notice of Toll(s) Due

Please obey posted speed limits.

**DriveEzMD.com**

**1-888-321-6824**






**711: MD Relay**



**Fax: 410-633-6618**

## VEHICLE REFERENCE CHART

Use this chart to determine the appropriate vehicle reference number required for each vehicle. Insert the vehicle reference number on pages 4 and 5 for each vehicle for which you are requesting a transponder.





TYPE AND DESCRIPTION OF VEHICLE	Vehicle Ref. #
<b>AUTOMOBILE/SPORT UTILITY VEHICLE</b> This type also includes taxis, ambulances, hearses, and limos seating less than 10 passengers. 	72
2 axles, 4 tires	
<b>MOTORCYCLE</b> 	136
2 axles, 2 tires (with possible sidecar or trailer)	
<b>PICK-UP TRUCK</b> (For other trucks see page 7) 	
2 axles, 4 tires (up to 7,000 lbs.)	200
2 axles, 4 tires (over 7,000 lbs.)	202
2 axles, 6 tires (up to 7,000 lbs.)	201
2 axles, 6 tires (over 7,000 lbs.)	203
3 axles, 6 tires (up to 7,000 lbs.)	204
3 axles, 6 tires (over 7,000 lbs.)	206
3 axles, 8 or 10 tires (up to 7,000 lbs.)	205
3 axles, 8 or 10 tires (over 7,000 lbs.)	207
<b>PICK-UP TRUCK</b> (For other trucks see page 7) 	
2 axles, 4 tires (up to 7,000 lbs.)	264
2 axles, 4 tires (over 7,000 lbs.)	266
2 axles, 6 tires (up to 7,000 lbs.)	265
2 axles, 6 tires (over 7,000 lbs.)	267
3 axles, 6 tires (up to 7,000 lbs.)	268
3 axles, 6 tires (over 7,000 lbs.)	270
3 axles, 8 or 10 tires (up to 7,000 lbs.)	269
3 axles, 8 or 10 tires (over 7,000 lbs.)	271
<b>MINIBUS/TEAMVAN/STRETCH LIMOS</b> (seating 10-15 passengers) 	
2 axles, 4 tires (up to 7,000 lbs.)	328
2 axles, 4 tires (over 7,000 lbs.)	330
2 axles, 6 tires (up to 7,000 lbs.)	329
2 axles, 6 tires (over 7,000 lbs.)	331
3 axles, 6 tires (up to 7,000 lbs.)	332
3 axles, 6 tires (over 7,000 lbs.)	334
3 axles, 8 or 10 tires (up to 7,000 lbs.)	333
3 axles, 8 or 10 tires (over 7,000 lbs.)	335

TYPE AND DESCRIPTION OF VEHICLE	Vehicle Ref. #
<b>BUSES</b> (seating 16+ passengers) 	
2 axles, 4 tires (up to 7,000 lbs.)	392
2 axles, 4 tires (over 7,000 lbs.)	394
2 axles, 6 tires (up to 7,000 lbs.)	393
2 axles, 6 tires (over 7,000 lbs.)	395
3 axles, 6 tires (up to 7,000 lbs.)	396
3 axles, 6 tires (over 7,000 lbs.)	398
3 axles, 8 or 10 tires (up to 7,000 lbs.)	397
3 axles, 8 or 10 tires (over 7,000 lbs.)	399
4 axles, 8 tires (up to 7,000 lbs.)	400
4 axles, 8 tires (over 7,000 lbs.)	400
4 axles, 10 or more tires (up to 7,000 lbs.)	401
4 axles, 10 or more tires (over 7,000 lbs.)	403
<b>RECREATIONAL VEHICLE (RV) OR MOTOR HOME</b> 	
2 axles, 4 tires (up to 7,000 lbs.)	456
2 axles, 4 tires (over 7,000 lbs.)	458
2 axles, 6 tires (up to 7,000 lbs.)	457
2 axles, 6 tires (over 7,000 lbs.)	395
3 axles, 6 tires (up to 7,000 lbs.)	396
3 axles, 6 tires (over 7,000 lbs.)	398
3 axles, 8 or 10 tires (up to 7,000 lbs.)	397
3 axles, 8 or 10 tires (over 7,000 lbs.)	399
4 axles, 8 tires (up to 7,000 lbs.)	400
4 axles, 8 tires (over 7,000 lbs.)	400
4 axles, 10 or more tires (up to 7,000 lbs.)	401
4 axles, 10 or more tires (over 7,000 lbs.)	403

### Note:

- The weight limit of 7,000 lbs. noted through out this CHART reflects the gross vehicle weight (GVW) on the vehicle registration.
- Should your vehicle not conform to one of the descriptions listed, contact the E-ZPass ServiceCenter at 1-888-321-6824.

TYPE AND DESCRIPTION OF VEHICLE		Vehicle Ref. #
<b>TRUCKS</b> 		
2 axles, 4 tires (up to 7,000 lbs.)		520
2 axles, 4 tires (over 7,000 lbs.)		522
2 axles, 6 tires (up to 7,000 lbs.)		521
2 axles, 6 tires (over 7,000 lbs.)		523
3 axles, 6 tires (up to 7,000 lbs.)		524
3 axles, 6 tires (over 7,000 lbs.)		526
3 axles, 8 or 10 tires (up to 7,000 lbs.)		525
3 axles, 8 or 10 tires (over 7,000 lbs.)		527
4 axles, 8 tires (up to 7,000 lbs.)		528
4 axles, 8 tires (over 7,000 lbs.)		530
4 axles, 10 or more tires (up to 7,000 lbs.)		529
4 axles, 10 or more tires (over 7,000 lbs.)		531
5 axles, 10 or more tires (up to 7,000 lbs.)		532
5 axles, 10 or more tires (over 7,000 lbs.)		534
5 axles, 12 or more tires (up to 7,000 lbs.)		533
5 axles, 12 or more tires (over 7,000 lbs.)		535
6 axles, 12 tires (up to 7,000 lbs.)		536
6 axles, 12 tires (over 7,000 lbs.)		538
6 axles, 14 or more tires (up to 7,000 lbs.)		537
6 axles, 14 or more tires (over to 7,000 lbs.)		539
7 axles, 14 or (up to 7,000 lbs.)		540
7 axles, 14 or (over to 7,000 lbs.)		542
7 axles, 16 or more tires (up to 7,000 lbs.)		541
7 axles, 16 or more tires (over to 7,000 lbs.)		543
<b>AUTO TRANSPORTER*</b> 		
3 axles (under 65')		591
4 axles (under 65')		595
5 axles (under 65')		599
6 axles (under 65')		603
7 axles (under 65')		607
4 axles (over 65')		659
5 axles (over 65')		663
6 axles (over 65')		667
7 axles (over 65')		671

TYPE AND DESCRIPTION OF VEHICLE		Vehicle Ref. #
<b>TRACTOR TRAILER COMBINATION*</b> 		
3 axles (trailer less than or equal to 48')		719
4 axles (trailer less than or equal to 48')		723
5 axles (trailer less than or equal to 48')		727
6 axles (trailer less than or equal to 48')		731
7 axles (trailer less than or equal to 48')		735
3 axles (trailer over 48')		783
4 axles (trailer over 48')		787
5 axles (trailer over 48')		791
6 axles (trailer over 48')		795
7 axles (trailer over 48')		799
<b>TRACTOR/MOBILE HOME COMBINATION*</b>		
3 axles		1103
4 axles		1107
5 axles		1111
6 axles		1115
7 axles		1119
8 axles		1123
9 axles		1127
10 axles		1131
<b>TANDEM TRAILER COMBINATION* (TRACTOR WITH 2 TRAILERS)</b> 		
5 axles, 2 trailers ea. ( $\leq 281/2'$ )		855
6 axles, 2 trailers ea. ( $\leq 281/2'$ )		859
7 axles, 2 trailers ea. ( $\leq 281/2'$ )		863
8 axles, 2 trailers ea. ( $\leq 281/2'$ )		867
9 axles, 2 trailers ea. ( $\leq 281/2'$ )		871
10 axles, 2 trailers ea. ( $\leq 281/2'$ )		875
5 axles, 1 trailer ea. ( $\leq 281/2'$ )		983
6 axles, 1 trailer ea. ( $\leq 281/2'$ )		987
7 axles, 1 trailer ea. ( $\leq 281/2'$ )		991
8 axles, 1 trailer ea. ( $\leq 281/2'$ )		995
9 axles, 1 trailer ea. ( $\leq 281/2'$ )		999
10 axles, 1 trailer ea. ( $\leq 281/2'$ )		1003
5 axles, 2 trailers ea. ( $> 281/2'$ )		919
6 axles, 2 trailers ea. ( $> 281/2'$ )		923
7 axles, 2 trailers ea. ( $> 281/2'$ )		927
8 axles, 2 trailers ea. ( $> 281/2'$ )		931
9 axles, 2 trailers ea. ( $> 281/2'$ )		935
10 axles, 2 trailers ea. ( $> 281/2'$ )		939

\*All vehicles in this type are classified as having dual rear wheels and a Gross Vehicle Weight (GVW) greater than 7,000 lbs.